

SALT WATER

WATER COLOR

Alex D. da Silva's painting

tells the story of Alameda with abstract shapes and images from history

The Ohlone

Neptune Beach

The Navy base



Materials

Here's what you'll need to tell your story with shape, color, and texture:

- **Pencil** (with eraser)
- **Watercolor Paints**
- **Watercolor Paper**
- **Ruler**
- **Salt**

—

With your pencil, draw **ONE**
of your **favorite** things, **or**
ONE thing that reminds you
of Alameda.




Tip


Don't worry about choosing the perfect thing, or something no one else chose.

Just choose something you know how to draw and enjoy drawing.


Draw the **BASIC**
OUTLINE of the
subject . . .

like food, books,
mountains, a dog, a house,
a cat, or a heart.





DO NOT spend time on details. The outline will be filled with paint later.



Draw anything you like
as long as it fits in the
middle of the page.

- **Make sure it's easy for
you to draw**
- **Use a ruler for
straight lines**



Using watercolor, fill in

your subject with abstract shapes.

Do not paint the background.

Sprinkle salt on your painting while the watercolor is STILL WET.

Salt absorbs the water and creates a really cool texture!



**In 2 hours,
we can
brush off the
salt.**

**Don't worry if some
of the salt sticks to
the painting.**



Here are some
finished images.
Have fun!

